


EURODRIVE 50 Non-Manual Override

- 230V 50Hz Single phase motor.
- Supplied complete with limit adjuster tool.
- Silent running on operation.
- Without manual override.
- Tube adaptors from 56mm to 4"9swg.
- Specifically designed to suit continental shutters.
- From 24mm offset (including mounting bracket).





This motor comes complete with one set of adaptors and the following accessories:



Technical Data	Torque	Power	Current	Voltage	RPM	Lifting Capacity
50 W/O	50 Nm	310 W	1.4 A	230V 50Hz	12/min	85kg Ø 100mm

EURODRIVE 60 Through Drive Override

- 230V 50Hz Single phase motor.
- Supplied complete with limit adjuster tool.
- Silent running on operation.
- Through drive override.
- Tube adaptors from 56mm to 4"9swg.
- Specifically designed to suit continental shutters.
- From 29mm offset (including mounting bracket).



This motor comes complete with one set of adaptors and the following accessories:



Technical Data	Torque	Power	Current	Voltage	RPM	Lifting Capacity
60 M/O	60 Nm	310 W	1.36 A	230V 50Hz	12/min	90kg Ø 100mm